



The VF2 Series Delivers Seamless, Multi-screen Displays for Dynamic, Large-Screen Use

■ Main Features

01 | Ideal Picture Quality


Seamless and natural display like a single image with 0.44mm (0.018") even bezel. The IPS panel has a wide viewing angle and reduced color changes.

02 | High Reliability

Highly durable components, 24-hour continuous operation. Failover and Failback safeguards maintain image display.

03 | Easy Configuration

Video, Audio, and Control Signals can be distributed by DIGITAL LINK single cable Daisy Chain.




	TH-55VF2H	TH-55VF2
Screen Size	55-inch class	
Brightness	700 cd/m ²	500 cd/m ²
Bezel	0.44 mm / 0.018" (T/B/L/R)	
Bezel to Bezel	0.88 mm / 0.035"	
LCD Panel	IPS	
Resolution	1920 x 1080	

Narrow Bezel for Seamless Video Walls

Narrow frames on Panasonic's VF2H/VF2 Series reduce bezel-to-bezel distance to a near-invisible 0.88 mm* (0.035"). Even when viewed close-up, screen borders are almost indiscernible, resulting in truly spectacular large-format images.

* Bezel-to-bezel distance refers to the combined top and bottom (or left and right) bezel-width of adjacent displays in video-wall configuration. The gap between displays is not included. Note that a gap of 0.5 mm (0.02") or more is required when installing multiple displays.



Failover and Failback Safeguards for Mission Critical Situations

If the main video and audio signals are interrupted, the system immediately switches to alternative signals. If the main signals are restored, the original image is displayed. This makes it ideal for mission critical control rooms and surveillance centers.




DIGITAL LINK Simplifies Installation at Lower Cost



Based on HDBase™ technology, the DIGITAL LINK connection on VF2H/VF2 display supports audio, video, and control signal transmission over long distances, and can also be used to daisy-chain multiple displays via a single cable. This eliminates the need for video splitters and other routing devices.

Note: CAT5e or higher STP cable required.



Combines AV and Controls Signals Save time and money with Panasonic's simplified DIGITAL LINK connection.

Specifications

Model	TH-55VF2H	TH-55VF2	
Display Panel	Panel size	55-inch class (1387 mm/54.6-inch)	
	Panel type / Backlight	IPS/Direct LED	
	Aspect ratio	16:9	
	Effective display area (W x H)	1209.6 x 680.3 mm (47.6" x 26.7")	
	Resolution	1920 x 1080	
	Brightness (typ.)	700 cd/m ²	500 cd/m ²
	Contrast ratio (typ.)	1100:1	
	Response time (typ.)	8.0 ms (G to G)	
	Viewing angle [(T/B)/(L/R)]	178° / 178° (CR≥10)	
	Panel Surface Treatment	Advanced Anti-Glare (Haze 28 %)	
Terminals	HDMI In	Type A Connector x 1	
	DisplayPort In	DisplayPort x 1	
	DVI-D In	DVI-D 24-pin x2	
	PC In	Mini D-sub 15-pin x 1 (Female)	
	Serial In/Out	D-sub 9-pin x 1/x 1, RS-232C Compatible	
	IR In/Out	Stereo Mini Jack (M3) x 1/ x 1	
	Audio In 1	Stereo Mini Jack (M3) x 1, 0.5 V [rms]	
	Audio In 2	L/R: Pin Jack x 1 set, 0.5 V [rms]	
	Audio Out	Stereo Mini Jack (M3) x 1 0.5 V [rms] Variable (-∞ ~ 0 dB) (1 kHz 0 dB Input, 10 kΩ Load)	
	LAN In/Out	RJ45 x 1/ x 1, 100 BASE-TX, Compatible with PLink™ (Shared with DIGITAL LINK)	
	DIGITAL LINK In/Out	RJ45 x 1/ x 1, 100 BASE-TX, Compatible with long reach mode and PLink™ (Shared with LAN)	
USB	USB Connector (TYPE-A) x 1, DC 5V/500mA (USB2.0)		
Power requirements	110-127 V AC, 50/60 Hz, 220-240 V AC, 50/60 Hz	300 W	
Power consumption	300 W	165 W	
On Mode Average Power Consumption ¹	165 W	Approx. 0 W	
Power off condition	Approx. 0 W	Approx. 0.5 W	
Standby condition	Approx. 0.5 W	Approx. 0.5 W	
Dimensions (W × H × D)	1210.6 x 681.3 x 97.3 mm (47.66" x 26.82" x 3.83")	1210.6 x 681.3 x 97.3 mm (47.66" x 26.82" x 3.83")	
Weight	Approx. 23.0 kg (50.7 lbs.)	Approx. 23.0 kg (50.7 lbs.)	
Bezel width	0.44 mm (0.018") (T/B/L/R)	0.44 mm (0.018") (T/B/L/R)	
Wall-hanging pitch	400 x 400 mm (15.8" x 15.8") VESA compliant		
Orientation	Landscape/Portrait ²		
Tilting Angle	Vertical Only		
Operating time ³	24 h/day		
Operating environment	Temperature: 0 °C to 40 °C (32 °F to 104 °F)/Humidity: 20-80 % (Non condensation) /for up to 0-1400 m (4593 ft) altitude. Temperature: 0 °C to 35 °C (32 °F to 95 °F)/Altitude 1400 -2800 m (4593 ft to 7874 ft)		

¹: Based on IEC 62087 Ed.2 measurement method. ²: When mounting portrait setting, be sure to mount with the main unit's power lamp facing downward.

³: In case of long time, the moving image is recommended to be displayed. If you display a still picture for an extended period, the image retention might remain on the screen. However, image retention can gradually disappear by displaying a moving images.

Optional Accessories

- **Installation Mount**
TY-VK55LV2
- **Early Warning Software¹**
ET-SWA100 Series²
¹: Multi Monitoring & Control Software ver.2.1 or later required.
²: Part number suffix may differ depending on the license type.
- **Auto Display Adjustment Upgrade Kit**
TY-VUK10
• Video Wall Manager Ver.1.11 or later required.

Software (free)

- **Content Management Software (Ver.3.0 or later)**
* Windows® only.
- **Multi Monitoring & Control Software (Ver.2.1)**
* Windows® only.
- **Video Wall Manager**



For more information about Panasonic Professional Displays, please visit:

Display Global Website – panasonic.net/cns/prodisplays
YouTube – www.youtube.com/user/PanasonicProDisplay

Weights and dimensions shown are approximate. Specifications and appearance are subject to change without notice. Product availability may vary on region and country. This product may be subject to export control regulations. The terms HDMI and HDMI High-Definition Multimedia Interface, and the HDMI Logo are trademarks or registered trademarks of HDMI Licensing Administrator, Inc. in the United States and other countries. All other trademarks are the property of their respective trademark owners. © 2019 Panasonic Corporation. All rights reserved.

All information included here is valid as of November 2019.

CT19-G01PF-VF2 Printed in Japan.