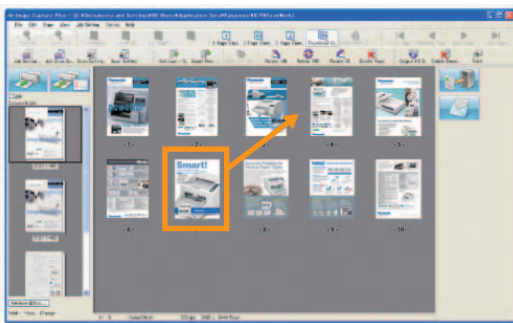


Image Capture Plus is an application that transfers image data scanned by a Panasonic high-speed document scanner to a PC in the form of an image file. This software lets you edit scanned pages (switch pages, delete pages, etc.) intuitively using thumbnail images. It also allows you to make various settings to facilitate complex scanning processes and serves as a powerful tool for efficiently processing routine business work, such as filing.

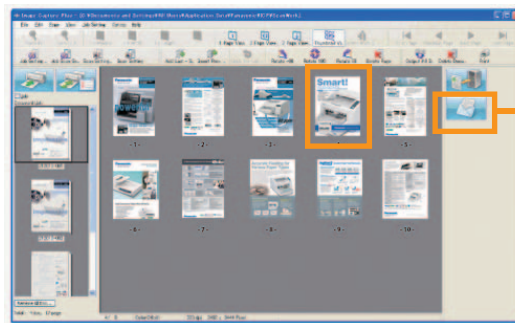
Intuitive Operation

Scanned images can be displayed page by page in a thumbnail list. Pages can be easily moved and their positions switched by dragging and dropping the thumbnails of the pages.

Moving pages within a document



Use the mouse to drag the page to the position where you want to move it.



The page will move to the position that you dragged it to.

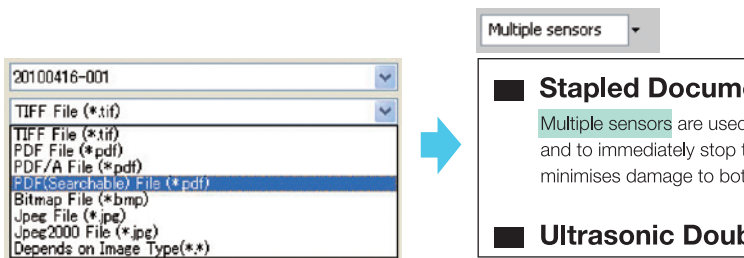


E-mail Attachment

Scanned data can be directly attached to an e-mail with a single click of a button, for greater efficiency.

Easy-to-Use Data Formats

Images can be saved in various data formats, such as PDF, JPEG, TIFF and Bitmap. Scanned data can be moved and saved in a selected folder all at once. Plus, PDF data and text-searchable data can be generated.



Select PDF (Searchable).

Text-searchable data is generated.

PreScan

In the preview window, you can confirm what the scanned image will look like under the current scan settings. You can make fine adjustments to brightness, contrast and other parameters while looking at the final result, and then save the desired scan settings. This boosts work efficiency by preventing wasted scans.




A Wealth of Image Processing Functions

No more worries about the document's direction

Automatic Image Orientation

Even when documents are set in different directions, this function detects the direction of the scanned text in documents and automatically rotates it into the correct direction.




With this function

Without this function

No more need to pre-sort documents

Automatic Binary/ Colour Distinction

Automatic Binary/ Colour Distinction allows the scanner to recognise colour and black and white pages. This feature reduces scan to file size while promoting a more efficient scanning process.



Front


Back

Colour data

Black and White binary data

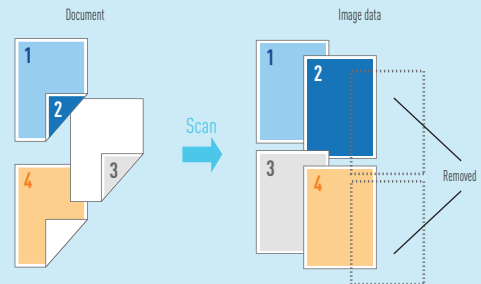
Two-in-one convenience Double Exposure

Double Exposure automatically scans then saves two-sided documents into a single-page file. It is highly effective for documents printed on both sides, such as checks, stock certificates, post cards, and business cards.



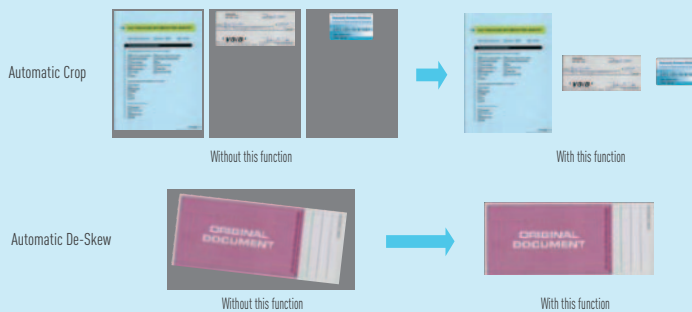
You can convert only the desired pages into electronic form Blank Page Removal

When scanning a set of documents that contains both single-sided and double-sided sheets, this function automatically skips over the blank sides.



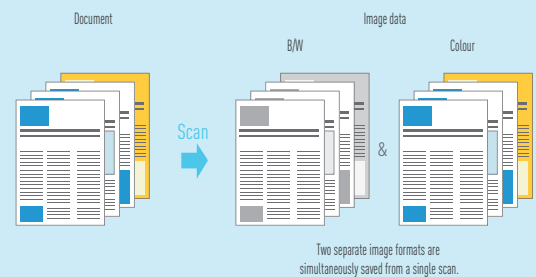
Eliminates post-processing Automatic Crop and De-Skew

When you scan documents of mixed size, the documents are automatically cropped and stored in the appropriate size. Also, skewed documents are automatically straightened when they are scanned.




Single pass for dual output Multi Stream

The Multistream function enables a single scan to be saved as two separate formats simultaneously. For example the document will be saved in monochrome (B/W) for OCR and archival purposes, and saved as a full colour image for short term on-screen retrieval.




Excellent readability and accuracy Dynamic Threshold

With the Dynamic Threshold function, the background density and colour are automatically detected section by section, and the scan setting (brightness control) is automatically adjusted to ensure sharp scanning of both text and images.




Convenient for OCR processing Multi Colour Dropout

Any of up to three specific colour ranges on the document can be selected as a dropout colour. This function, when used in form processing applications, can greatly improve OCR performance and accuracy, resulting in increased productivity and potential cost savings.



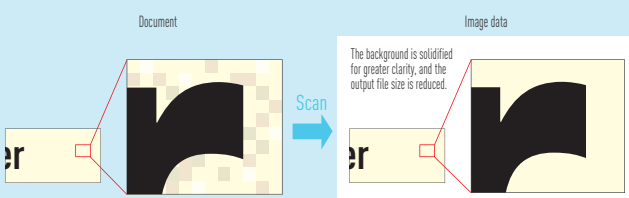
Punch holes from the document are removed from the image Hole Removal

The Hole Removal function removes the punch hole marks from the scanned image. Round or square black shapes around the edges are replaced with the colour closest to the document.



No more fuzzy backgrounds Smooth Background

The Smooth Background function analyses images while scanning for background colour content, and outputs the images with the background colour solidified. This increases viewing clarity and reduces JPEG output file size.



Easily get the data you need from each page 2-Page Separation

2-Page Separation automatically divides the single image into two single sheets. Dividing scanned documents saves time and trouble because it makes complex editing operations unnecessary.

